

SAND

Curved Glass, Self Contained

**REFRIGERATED
DELI/MEAT/CHEESE/SALAD CASE
W/ LIFT-UP CURVED FRONT GLASS**



SAND6

Standard Features

- Internal cooling aggregate
- Static cooling
- External housing made of white coated steel (from the stuff side)
- Base and front panel made of white coated steel
- Ecological polyurethane foam insulation
- Exposition area made of stainless steel
- Storage chamber made of stainless steel
- Storage chamber back doors - hinged
- Grey granite worktop (thickness 20 mm)
- Curved front glass - telescopic lifting system
- Night screens made of plexi glass
- Lamp with LED light
- Device leveling legs
- Automatic defrost
- Condenser outlet to container

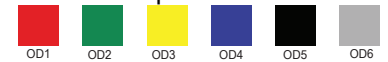
Options

- Remote compressor
- All stainless-steel base and front
- Possibility of multiplexing
- Corner units available
- Fresh seafood display case (Model:SANFIDID) available
- Variety of finished colours

Metal elements color



Plastic bumpers colors




Granite colors



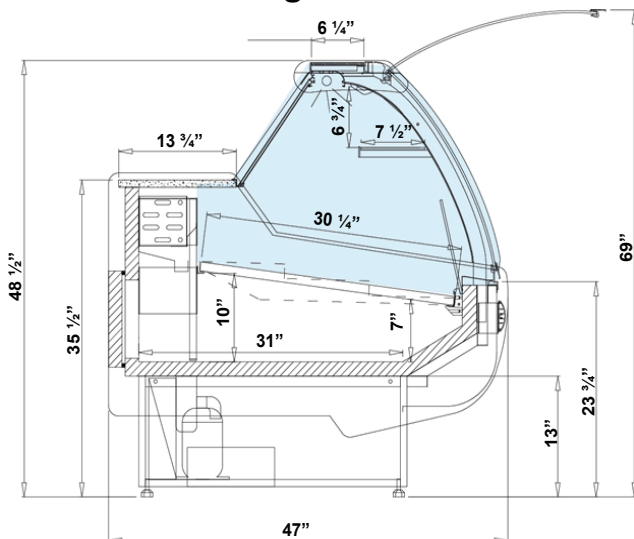
Aluminum profiles colors



Plastic sides colors



Technical Drawing



***All equipment designed to operate in controlled environment below 75°F (+24°C) temperature and HR 55% relative humidity.

Dimensions

Model	Dimension W x D x H	Weight (lbs / kg)
SAND3	41" x 47" x 48 1/2"	320 / 145
SAND4	54" x 47" x 48 1/2"	364 / 165
SAND5	65 3/4" x 47" x 48 1/2"	430 / 195
SAND6	78 3/4" x 47" x 48 1/2"	485 / 220
SAND8	100" x 47" x 48 1/2"	650 / 295
SAND10	128 1/2" x 47" x 48 1/2"	
SAND12	150 3/4" x 47" x 48 1/2"	

* Endless lineup, any length available

Voltage

- SAND3~8 : 115V / 1ph / 60 Hz / 8A, max. fuse: 15A

* Specifications are subject to change without notice.

**All measurements are approximates.